

Laughing Buddha Academy

Holiday Homework

Class6



One of the biggest challenges for parents under the 53-day lockdown is to keep their kids engaged and feeling upbeat. We are all in an unfamiliar situation and have no clue of how to deal with it. And while we think that children are largely oblivious to the gravity of the coronavirus pandemic, we may be wrong. Which is why the focus of parents shouldn't be on keeping their children engaged and motivate them to keep learning, but to keep them happy and focus on their mental well-being, amidst rising anxiety and isolation. *Our kids are just as scared as we are right now. Our kids not only can hear everything that is going on around them, but they feel our constant tension and anxiety. They have never experienced anything like this before. Although the idea of being off of school for weeks sounds awesome, they are probably picturing a fun time like summer break.*

This summer vacation do not just spend your time watching television or playing video games. Let your creativity flourish as you indulge in some simple yet fun filled activities. Also help at home and earn appreciation notes! Take up a responsibility at home like watering the plants, running errands, making the bed or laying out/ clearing up the table at meal times. Here are some guidelines to help you have a Happy and Happening Summer Break .

ENGLISH-

1. While we want you to have fun during summer break, we also want you to be thinkers and doers. The guidelines given below will help you to be both, while enjoying your freedom at the same time.

- 'Bonding is the most important value to be nurtured'....Try to spend quality time with your elders and share your thoughts and ideas with them.
- 17th June is "Father's Day". Make it special for your father and surprise him in a thoughtful manner.
- Yoga is the journey of the Self, to the Self, through the Self. International Yoga Day is on 21st June. Learn five simple asanas write about them and practice them with your family and friends. .

- Revise the lesson that have been done in the class.
- Read story book around the world in 80 days.

MATHS-

1. Solve the questions from the given worksheet from the following chapters:

- (I) Knowing our Numbers
- (II) Whole Numbers

Multiple Choice Questions

Question 1.

$3 \times 10000 + 0 \times 1000 + 8 \times 100 + 0 \times 10 + 7 \times 1$ is same as

- (A) 30087
- (B) 30807
- (C) 3807
- (D) 3087

Question 2.

1 billion is equal to

- (A) 100 millions
- (B) 10 millions
- (C) 1000 lakhs
- (D) 10000 lakhs

Question 3. Which of the following numbers in Roman Numerals is incorrect?

- (A) LXII
- (B) XCI
- (C) LC
- (D) XLIV

Fill in the blanks

Question 4. In Indian System of Numeration, the number 61711682 is written, using commas, as _____.

Question 5. The smallest 4 digit number with different digits is _____.

True or false:

Question 6. The number 58963 rounded off to nearest hundred is 58900.

Question 7. LXXV is greater than LXXIV.

Solve following Problems

Question 8. Population of Agra and Aligarh districts in the year 2001 was 36,20,436 and 29,92,286, respectively. What was the total population of the two districts in that year?

Question 9. In one state, the number of bicycles sold in the year 2002-2003 was 7,43,000.

In the year 2003-2004, the number of bicycles sold was 8,00,100. In which year were more bicycles sold? and how many more?

Question 10. The town newspaper is published every day. One copy has 12 pages. Everyday 11,980 copies are printed. How many total pages are printed everyday?

Question 11. The number of sheets of paper available for making notebooks is 75,000. Each sheet makes 8 pages of a notebook. Each notebook contains 200 pages. How many notebooks can be made from the paper available?

Question 12. Insert comas in appropriate place and write following numbers according to Indian and international system. (a)1900218 (b)50500401 (c)206008010

Question 13. Make the greatest and the smallest 4-digit numbers using any four different digits, with conditions as given. (Note: - the digits should not repeat.)

(a) Digit 5 is always at one's place

(b) Digit 1 is always at tens place

Question 14. Fill in the blanks:

(a) 1 crore = _____ millions

(b) 10 lakh = _____ ten thousa

(c) ten million = _____ lakh

(d) one hundred thousand = _____ lakh

Question 15. Write the numbers for the following number names and insert comas at proper places.

(a) Five lakh one hundred twenty-one

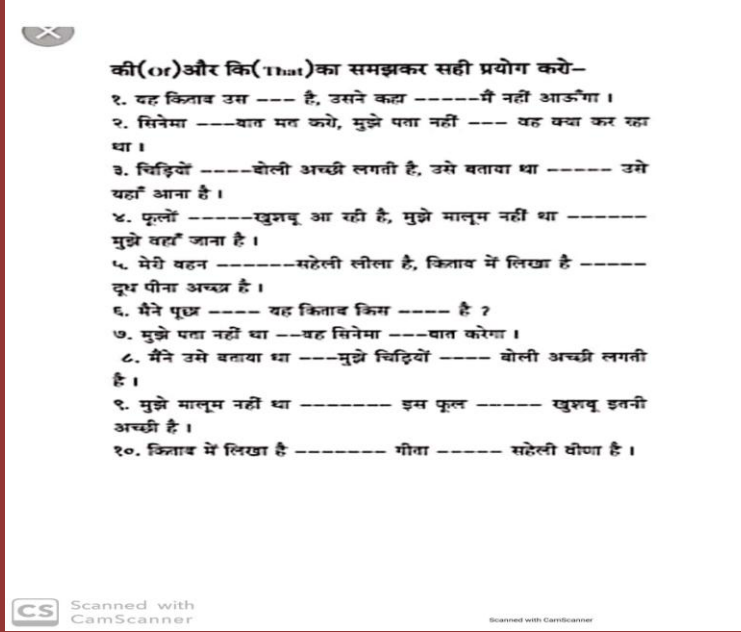
(b) Eighty crore six thousand fifty-three

(c) Ninety-three lakh eight thousand seven

(d) forty-eight million five thousand two hundred five

(e) Eight million seven thousand five .

NOTE- all work should be done in register.



VYAKARAN VATIKA-

do pg,no. 8,9,37,38,57,58,136,137.

SOCIAL SCIENCE-

1) Draw different types of tools used by the hunter-gatherers. Write how these tools were used.

2) Stick a picture of Dr. B.R. Ambedkar and write his contribution towards Indian society. Make artifacts (an object made by a human being, typically one of cultural or historical interest) of MAHARASHTRA or EGYPT

NOTE –use A4 size paper.

SCIENCE-

A. Reading and Understanding – Begin with reading the chapter in the text book.

B. Research - Collect as many different pieces and scraps of fibres and fabrics. Gather information on ANY ONE CHOSEN FABRIC under the following heads:

(i) Name of the Fabric and its source (Plant/ animal/ man-made)

(ii) Fabric and relevance of the region where it is used within India (cold and hot climate)

(iii) Fabric and relevance to the use (its purpose – like for making bags, clothes, mats,etc) (iv) Properties of the fabric like strength, durability, absorption of water, etc. C. Fabric assemblage /Collage -Now think of how you would like to present your collected fabrics as a collage.

• Take an A4 sheet of paper. Ensure that the Project is done only on an A4 sheet.

• Prepare a collage on one side of the paper using the fabrics collected.

• Use the other side to present the information about one chosen fabric , that you collected under the Research head.

2.Create a planter using any old can or plastic bottles and decorate with any recycled materials .

G.K-

Fill pg no.7,10,12,13,14,15,,18,20,21,22and23. In book.

IQ QUEST REASONING-

Do chapter 1 ,7 and 8in book.

NOTE-Revise all the syllabus of all the subjects done till the month of may.

Dear Parents,

Different types of languages are spoken by people from different regions, but the most important thing is that any language when spoken should be spoken correctly. The two common languages that our children should be able to speak fluently are Hindi and English. Since English is a universal language spoken and understood by people all over the world, we want our children also to be proficient in speaking it and for this we need full support and cooperation. We would appreciate if you adhere to the following points:

1. Speak with your child in English. Encourage reading habits.
2. Read out story-books and after finishing the story discuss it with your child.
3. Encourage Word Building and Picture Talk.

The teachers are trying to encourage the children to use simple words, phrases and sentences like:-

- May I go to play?
- May I borrow your pencil / eraser / sharpener?
- I have finished my work.
- Madam, may I go to the washroom?
- Madam, may I go to drink water?
- Madam, may I come in please?
- Madam, may I go to the bookshop / tailor shop?
- Madam, may I go to wash my hands?
- Madam, may I go to pay my school fees?
- Madam, may I sit in the front row as I can't see from the back?
- Madam, please repeat the concept as I'm unable to understand it.
- Madam, I have lost my shoes / blazer / tiffin box / water bottle etc.
- Madam, I came late as I missed my bus.
- Madam, I'm sorry. I have forgotten to bring my book, note book, pencil / eraser / drawing book etc.
- Madam, I'm sorry I couldn't complete my Home Work as I was unwell.
- Madam, may I borrow a pencil / eraser / ruler etc. from my partner as I've forgotten to bring it today.
- I am sorry for the delay.
- Could you please shut the door.

Use of magic words like excuse me, sorry, thanks, please.

- When asking for something, say "Please."
- When receiving something, say "Thank you."
- Do not interrupt grown-ups who are speaking with each other unless there is an emergency.
- If you need to get somebody's attention right away, the phrase "excuse me" is the most polite way for you to enter the conversation.
- When you have any doubt about doing something, ask permission first. It can save you from many hours of grief later.
- When you have spent time at your friend's house, remember to thank his or her parents for having you over and for the good time you had.

Scanned with CamScanner

Children can be encouraged to use simple words and sentences at home also. For example –

- Mummy, can I help you in the kitchen?
- Mummy, can I lay the table today?
- Mummy, should I help you wash the dishes today?
- Papa, can I help you wash the car?
- Grandpa, should I come with you for a walk?
- Grandma, should I help you put the thread in the needle?
- Mummy, can I get you a glass of water?
- Mummy, may I take some more Ice-Cream from the fridge?
- Papa, I'm sorry I was rude to you.
- Papa, please teach me how to ride a bicycle.
- Mummy, can I join the summer workshop in the school?
- Mummy, can I help you wash and soak the rice?
- Mummy, I will make a cup of tea for you. Please tell me where are the tea leaves.
- Mummy, can you teach me to make cold coffee please?
- Didi, can you help me find my English note book?
- Papa, can we go for cycling today?


Wishing people properly – Hello Uncle / Aunty how are you?


Wishing parents and elders Good Morning, Good Afternoon, Good Evening and Good Night.

If we, as teachers and parents make a sincere effort and pay attention to the above mentioned points, we can help our children to learn, to understand and speak English at an early age.

Scanned with CamScanner

HAPPY HOLIDAYS





.