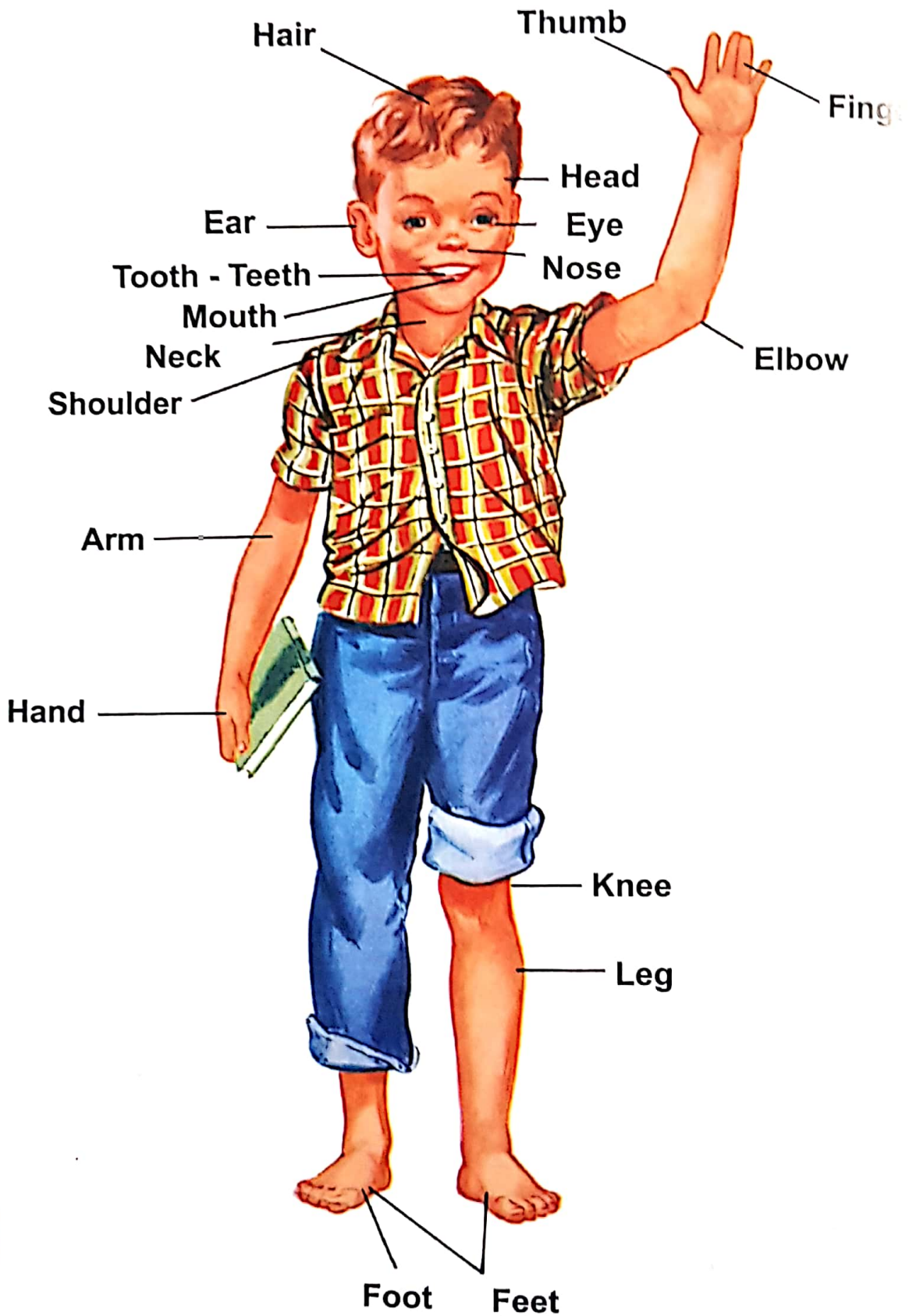



# PARTS OF THE BODY





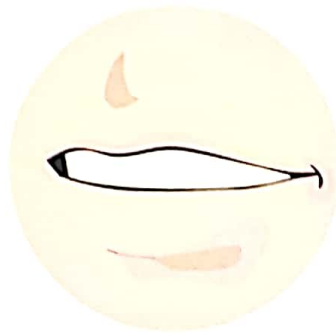
Eye



Nose



Ear



Mouth



Neck



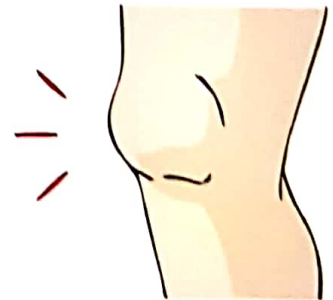
Hand



Arm



Foot



Knee


For Teacher ★ ★ ★

Play a game in class, wherein you name a body part and the student points it out on their partner's body.








# My Home



Hi,  
I am Rishabh  
This is my  
home.



For Teacher ★ ★ ★  
Help the students to recognize the different parts of a house and what they are used for.

# My Family

Father

Mother

Grand Mother

Grand Father

Sister

Brother

Pet




**For Teacher ★ ★ ★**  
Tell each student to tell something about his / her family at least two sentences.



# Fruits




Apple



Orange



Guava



Pear

Banana




Pineapple



Grapes

**For Teacher** ★ ★ ★  
Discuss the taste, colour and seed of different fruits and products (Jam, Juice) made from fruits.



Watermelon



Papaya



Muskmelon



Lychee



Mango



Pomegranate



Peach

# MEANS OF TRANSPORT


Train



Car



Truck



Scooter



Three wheeler




For Teacher \* \* \*  
Ask the students about the different kinds of transport they have seen in their neighborhood.


Aeroplane



Bicycle



Motorcycle




Bus



Horse Carriage



Ship





# COLOURS



RED



GREEN





YELLOW




BLACK



ORANGE



PURPLE



BROWN



For Teacher ★ ★ ★

Encourage the students to name more objects to identify various colours.